

# The IRON GALL INK survey: How to answer

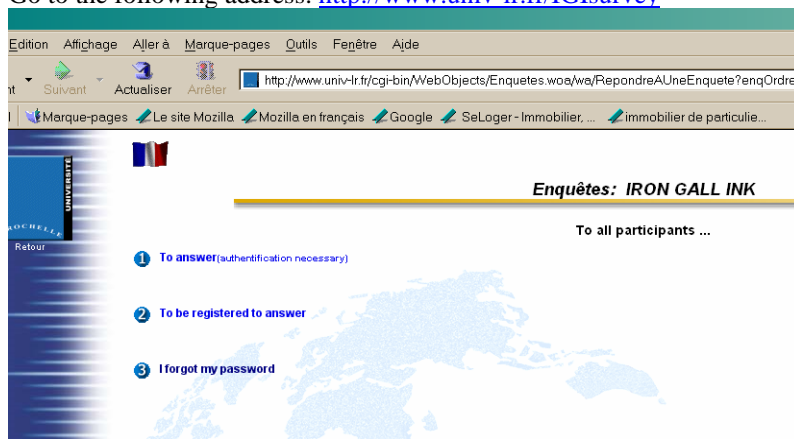
This survey is available on the website of the University of La Rochelle (France) at the following address: <http://www.univ-lr.fr/IGIsurvey>.

If you want to answer, you first have to register a mail address on the web site of the University and to create a login and a password. With this system, you can get connected several times and modify your answer as you wish. Do not forget to click the button "Submit" at the end the survey if you don't want to loose your work.

The survey is open till the end of September. Individual answers remain confidential, and a global synthesis of all answers will be made country by country and will be available on the MIP web site by January 2006.

## FIRST STEP : HOW TO REGISTER

Go to the following address: <http://www.univ-lr.fr/IGIsurvey>



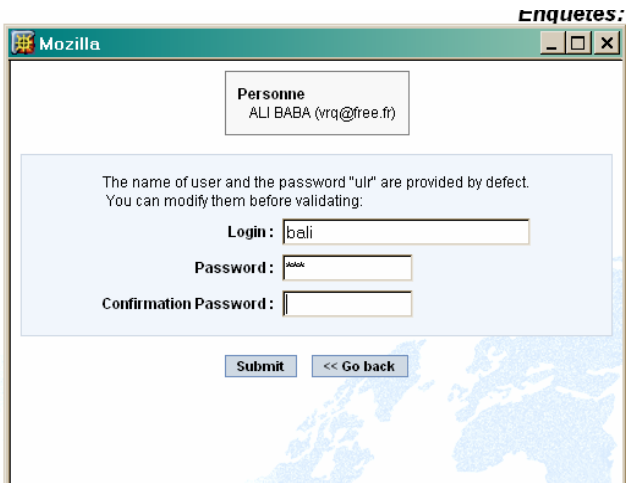
Click on number 2 «to be registered to answer»

A screenshot of a Mozilla browser window showing a registration form. The form is titled "Enquetes: IRON GALL INK" and contains the following fields: "Civility" (dropdown menu with "M." selected), "Name" (text input with "ALI" entered), "First name" (text input with "BABA" entered), "Address" (text input), "Address (continuation)" (text input), "Postal code" (text input), "City" (text input), "Country" (dropdown menu with "FRANCE" selected), "E-mail" (text input with "vrrq@free.fr" entered), "Telephone" (text input), and "Fax" (text input). At the bottom of the form, there are "Submit" and "Cancel" buttons. A note at the bottom left of the form reads "(\*) Champs obligatoires".

Fulfil: Name, First Name, and Email. You can let the other questions free, because we do not need them.

These data are required by the webmaster of the University of La Rochelle in order to create a special access to you, but we are not going to use them. **If you want to fulfil the survey anonymously, you can invent any name and any first name that you want, and you can choose the Email address of a friend of yours.**

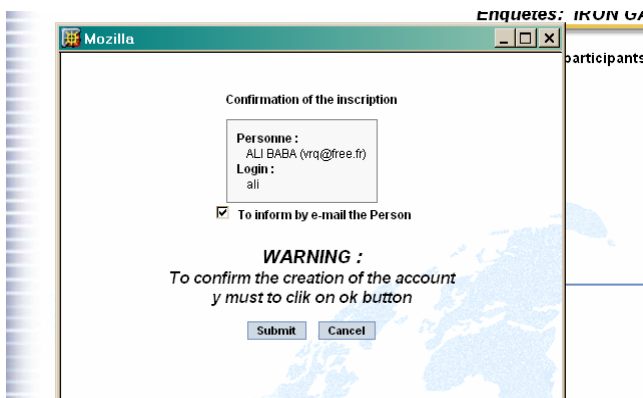
Click «Submit»



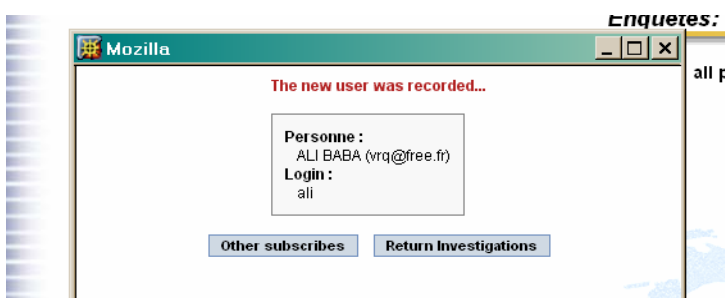
Then the webmaster proposes you a login and a password which is by default «ulr ». If you want to change them, you can change them directly.  
Confirm your password.

**Please write down your login and password, because you will need them to enter the survey afterwards.**

Click «Submit»



Click «Submit»



The web master confirms your inscription. You are now registered.  
Click «return investigations»

**If you have difficulties in registering, please contact : Véronique Rouchon (Rouchon@mnhn.fr)**

**SECUND STEP: HOW TO ANSWER**

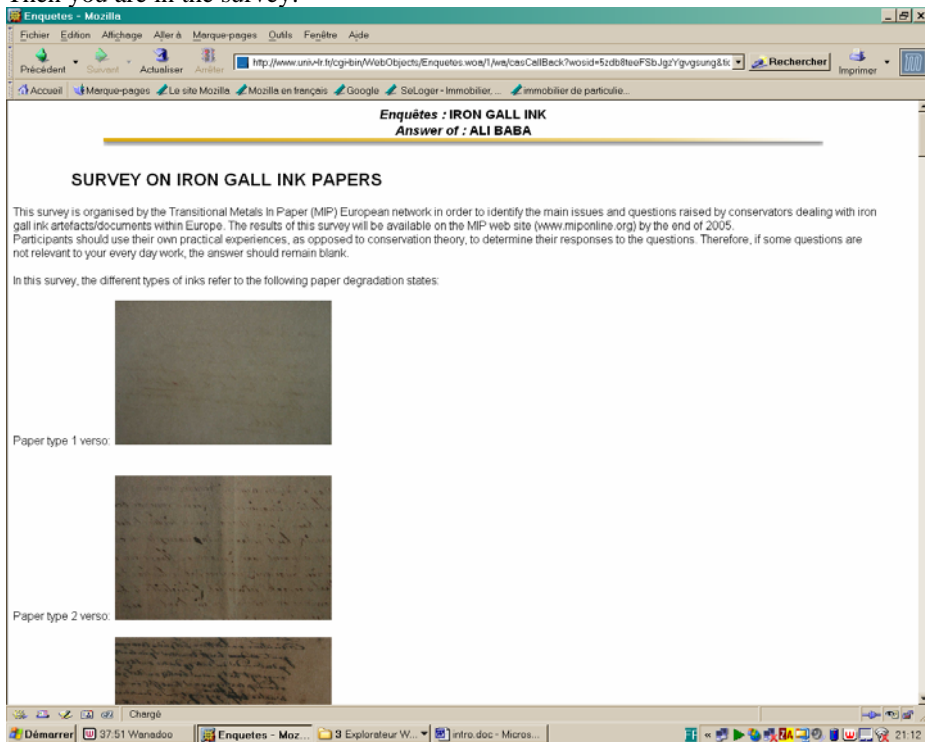


If you don't get this window, go to <http://www.univ-lr.fr/IGIsurvey>  
click number 1 «To answer»



«Identifiant» means «login» in French, and «Mot de passe» means «password». So please enter your login in the first line, and your password in the second line. Click «valider».

Then you are in the survey:



The survey is very easy to fulfil. You can connect yourself as many times as you want using the same login and the same procedure if you want to modify your answer. **If you loose your password, please send a message to Véronique Rouchon : [rouchon@mnhn.fr](mailto:rouchon@mnhn.fr)**

**Don't forget to click on the button «Submit» at the very end of the survey to save your answer!**